

Token Rings are manufactured to US standard ring sizes. However, we recognize that many individuals may not wear their Token Ring on a finger that has been sized. It's important to measure the finger you would like to wear the Token Ring on. This guide provides several options for determining the ring size you need.

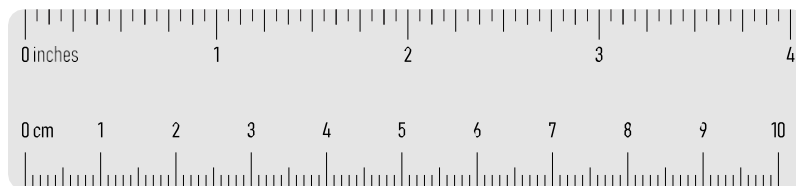
Token Tips

- Measurements should be made at the base of the finger. However, the Ring should comfortably slide over the knuckle but fit snug enough to stay in place. If you have larger knuckles or are between sizes, we recommend sizing up.
- Finger sizes vary throughout the day due to temperature, diet, and activity. It is best to measure your finger at the end of the day, and when it is not overly hot or cold.
- Measure 3 to 4 times for more accuracy

To begin, please **print this guide on US Letter Size paper and scaled to 100%**


IMPORTANT: This guide MUST be printed on US letter size paper at 100% scale or Actual size for accurate measurements. You may need to select the 'More Settings' option in your printer settings to adjust the scale.

To ensure the paper has been printed correctly, please use a ruler and compare it with the printed ruler below to confirm the scale is accurate before proceeding.




Option 1


Use a ring of your own to find your Token Ring size. **Match the inside** of your ring with the circles below, the correct size will have no white showing inside.




Size 8




Size 9



Size 10



Size 11



Size 12

Option 2

- Wrap a string, or thin strip of paper, around the base of your finger.
- Mark the point where the ends meet with a pen or cut with scissors.
- Compare with the Token Ring sizes below.



Option 3

This option can be used as an additional step to option 2, or standalone.

- Cut out the boxes below, take extra care cutting the solid black lines.
- Wrap the strip of paper to create a ring shape.
- Using a thin piece of tape, connect the two ends where they meet side by side (no overlap)
- You've just created your first Token Ring! (jk)
- Use the paper ring to determine if the Token Ring size is correct. Keep in mind the ring should slide over the knuckle comfortably but fit snug enough not to fall off.

